


REVISIONS				
ZONE	REV.	DESCRIPTION	DATE	APPROVED
	0	Initial design	2/8/2012	



Cutout area
 25.375" x 7.375"
 644.53mm x 187.33mm

Weight:
 Bracket only
 3.17 pounds
 1.44 Kg

Bracket and clock:
 7.34 pounds
 3.33 Kg

Ø .275in x 4
 [6.99mm]

PROPRIETARY AND CONFIDENTIAL
 THE INFORMATION CONTAINED IN THIS DRAWING IS THE SOLE PROPERTY OF [INSERT COMPANY NAME HERE]. ANY REPRODUCTION IN PART OR AS A WHOLE WITHOUT THE WRITTEN PERMISSION OF [INSERT COMPANY NAME HERE] IS PROHIBITED.


UNLESS OTHERWISE SPECIFIED:		DRAWN	NAME	DATE
DIMENSIONS ARE IN INCHES		sw	sw	2/8/2012
TOLERANCES:		CHECKED		
FRACTIONAL ±		ENG APPR.		
ANGULAR: MACH ±		MFG APPR.		
BEND ±				
TWO PLACE DECIMAL ±				
THREE PLACE DECIMAL ±				
INTERPRET GEOMETRIC TOLERANCING PER:		Q.A.		
MATERIAL		COMMENTS:		
18 AWG CRS				
Black mini-tex				
NEXT ASSY	USED ON			
APPLICATION				

Masterclock, Inc.	
TITLE:	NTDS46/TCDS46 flush mount bracket installation
SIZE DWG. NO.	D AE-00124
REV	0
SCALE: 1:1	WEIGHT: SHEET 1 OF 2


8 7 6 5 4 3 2 1

F
E
D
C
B
A

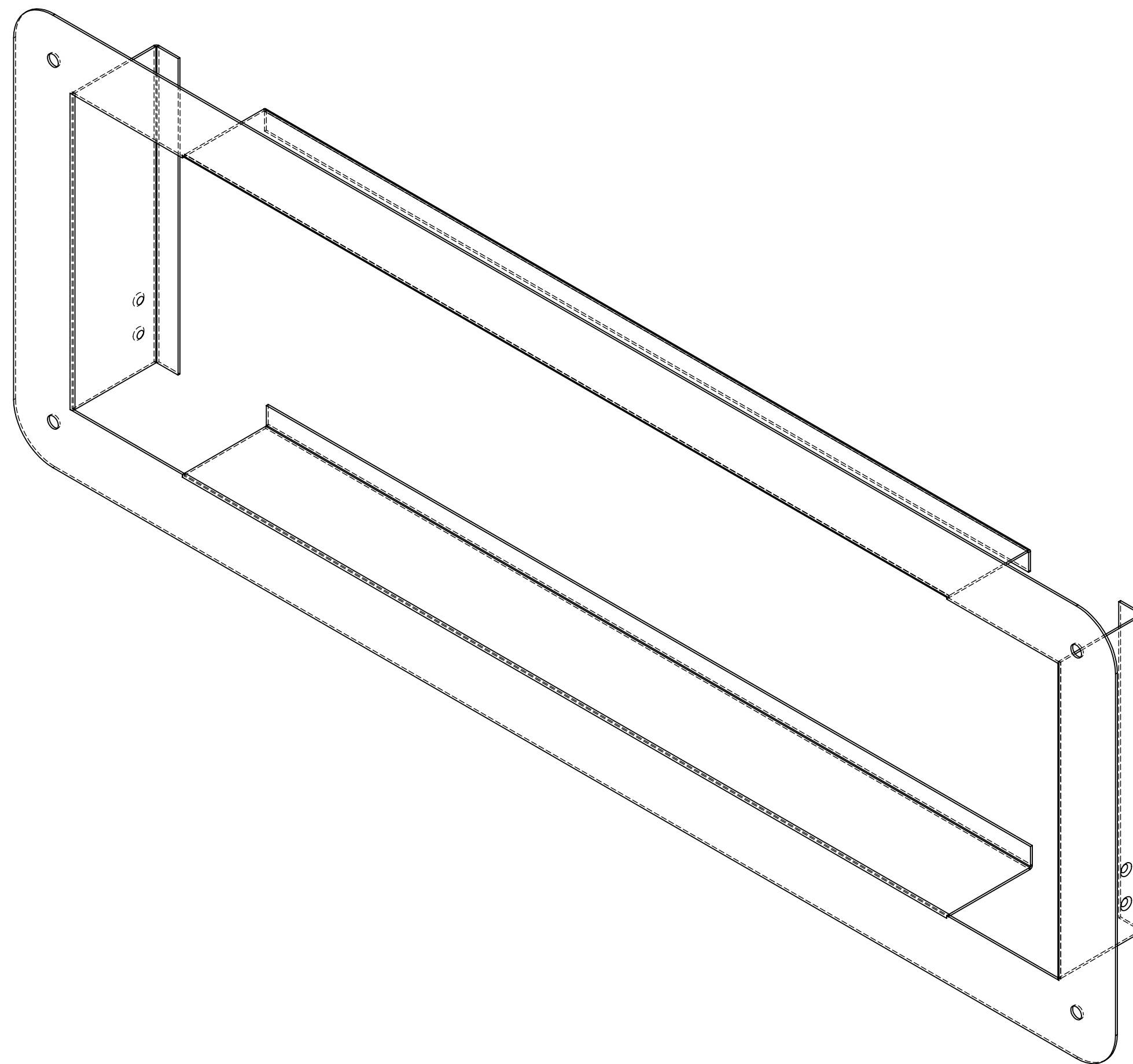
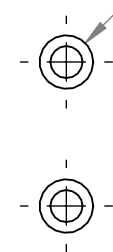
Top view



Side view



4 x #6-32 100°
Countersink screws
provided



PROPRIETARY AND CONFIDENTIAL
THE INFORMATION CONTAINED IN THIS
DRAWING IS THE SOLE PROPERTY OF
-INSERT COMPANY NAME HERE-. ANY
REPRODUCTION IN PART OR AS A WHOLE
WITHOUT THE WRITTEN PERMISSION OF
-INSERT COMPANY NAME HERE- IS
PROHIBITED.

UNLESS OTHERWISE SPECIFIED:		DRAWN	NAME	DATE
DIMENSIONS ARE IN INCHES		sw	sw	2/8/2012
TOLERANCES:		CHECKED		
FRACTIONAL ±		ENG APPR.		
ANGULAR: MACH ±		MFG APPR.		
BEND ±				
TWO PLACE DECIMAL ±				
THREE PLACE DECIMAL ±				
INTERPRET GEOMETRIC TOLERANCING PER:		Q.A.		
MATERIAL		COMMENTS:		
18 AWG CRS				
FINISH		Black mini-tex		
NEXT ASSY	USED ON	APPLICATION		

Masterclock, Inc.		
TITLE: NTDS46/TCDS46 flush mount bracket installation		
SIZE	DWG. NO.	REV
D	AE-00124	0
SCALE: 1:1	WEIGHT:	SHEET 2 OF 2

8 7 6 5 4 3 2 1

AE00124.46 flushmount rev 0